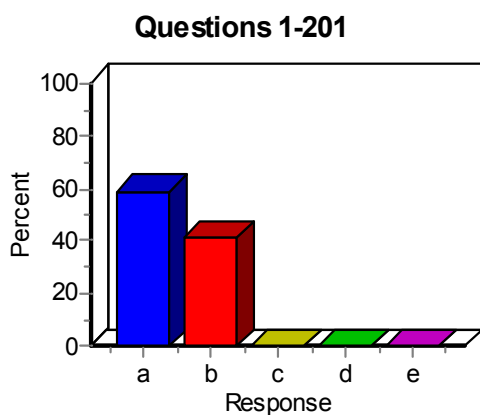
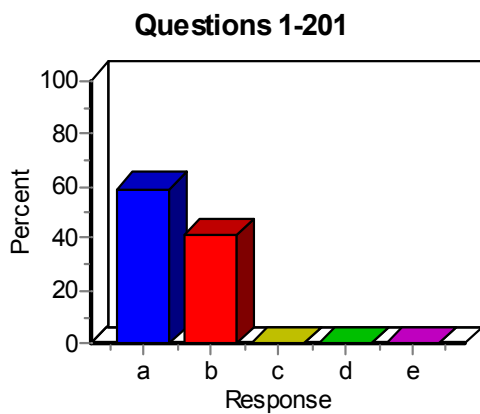
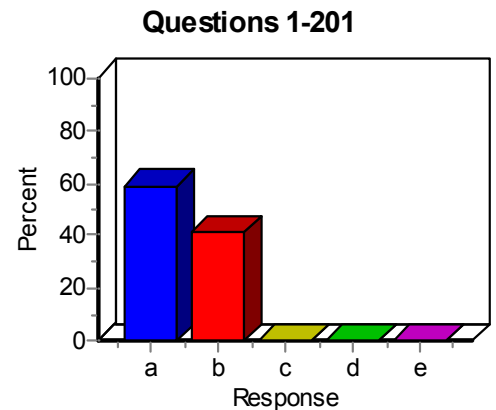


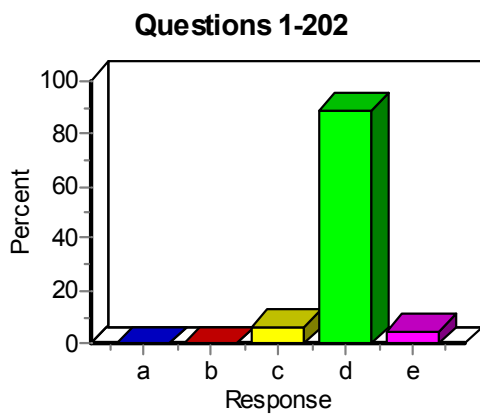
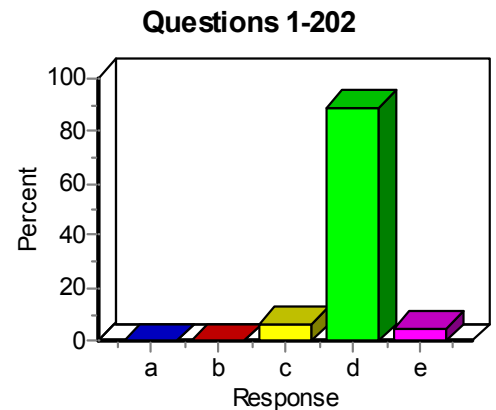
**Item Analysis: 1. Which type of post high school institution have you most recently attended?**

Label	Value	Frequency	Valid Percent	Cumulative Valid Percent
a	1	26	59.09	59.09
b	2	18	40.91	100.00
c	3	0	0.00	100.00
d	4	0	0.00	100.00
e	5	0	0.00	100.00
Total Valid		44	100.00	



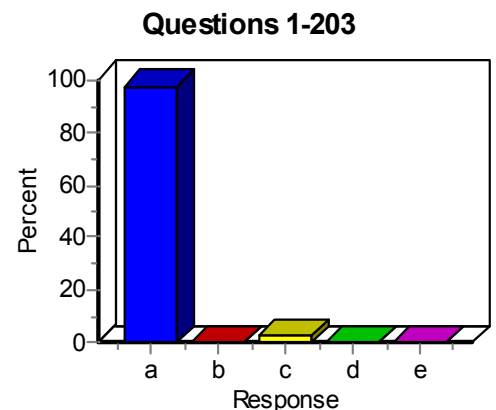
**Item Analysis: 2. How many years of post high school education have you completed?**

Label	Value	Frequency	Valid Percent	Cumulative Valid Percent
a	1	0	0.00	0.00
b	2	0	0.00	0.00
c	3	3	6.82	6.82
d	4	39	88.64	95.45
e	5	2	4.55	100.00
Total Valid		44	100.00	



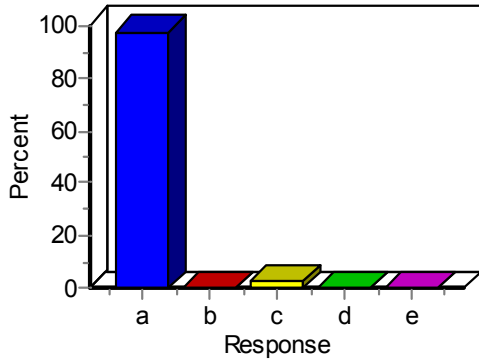
**Item Analysis: 3. Do you anticipate completing the program in which you are currently enrolled?**

Label	Value	Frequency	Valid Percent	Cumulative Valid Percent
a	1	43	97.73	97.73
b	2	0	0.00	97.73
c	3	1	2.27	100.00
d	4	0	0.00	100.00
e	5	0	0.00	100.00
Total Valid		44	100.00	



# Graduate Survey 2006

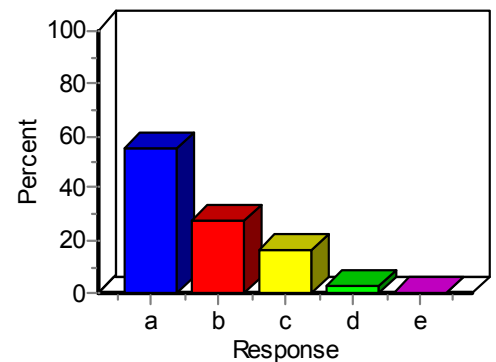
Questions 1-203



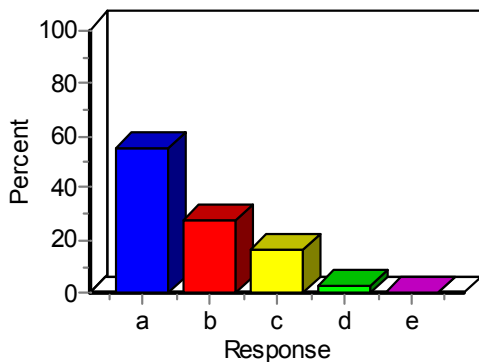
## Item Analysis: 4. How well did MBHS prepare you for continuing your education?

Label	Value	Frequency	Valid Percent	Cumulative Valid Percent
a	1	24	54.55	54.55
b	2	12	27.27	81.82
c	3	7	15.91	97.73
d	4	1	2.27	100.00
e	5	0	0.00	100.00
Total Valid		44	100.00	

Questions 1-204

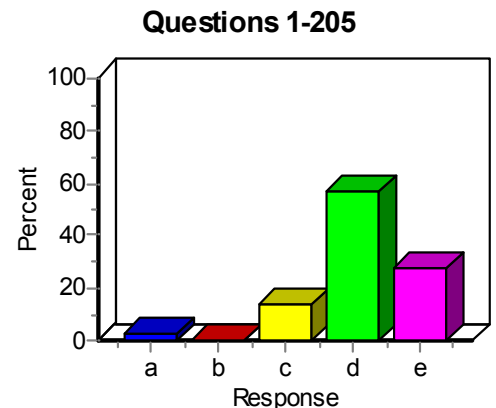


Questions 1-204



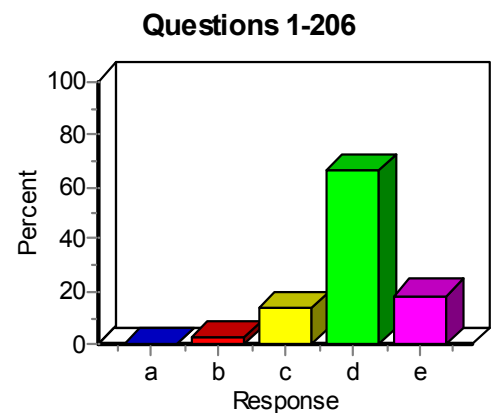
**Item Analysis: 5. Rank you level of satisfaction with the following aspects of MBHS: Class Size**

Label	Value	Frequency	Valid Percent	Cumulative Valid Percent
a	1	1	2.27	2.27
b	2	0	0.00	2.27
c	3	6	13.64	15.91
d	4	25	56.82	72.73
e	5	12	27.27	100.00
Total Valid		44	100.00	



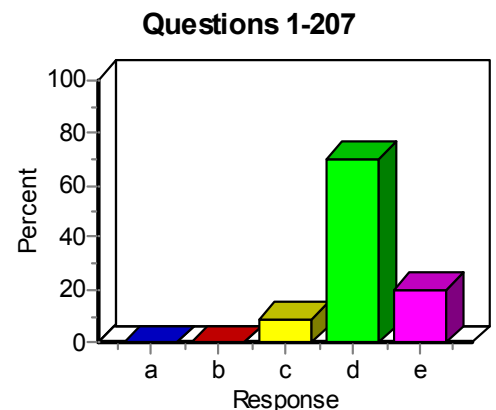
**Item Analysis: 6. Textbooks and Instructional Materials**

Label	Value	Frequency	Valid Percent	Cumulative Valid Percent
a	1	0	0.00	0.00
b	2	1	2.27	2.27
c	3	6	13.64	15.91
d	4	29	65.91	81.82
e	5	8	18.18	100.00
Total Valid		44	100.00	



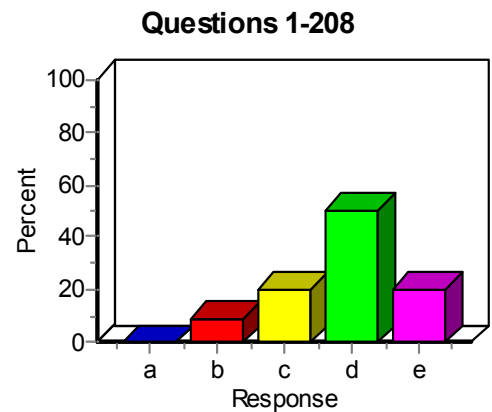
**Item Analysis: 7. Quality of instruction.**

Label	Value	Frequency	Valid Percent	Cumulative Valid Percent
a	1	0	0.00	0.00
b	2	0	0.00	0.00
c	3	4	9.09	9.09
d	4	31	70.45	79.55
e	5	9	20.45	100.00
Total Valid		44	100.00	



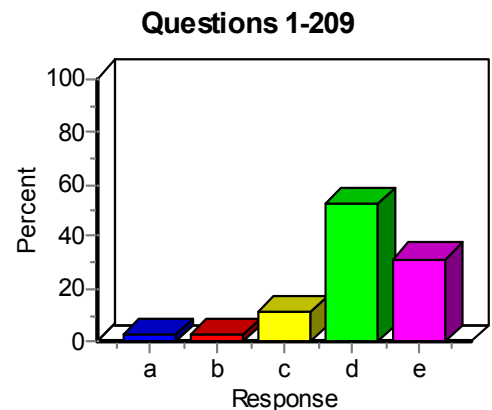
**Item Analysis: 8. Variety of Courses Offered.**

Label	Value	Frequency	Valid Percent	Cumulative Valid Percent
a	1	0	0.00	0.00
b	2	4	9.09	9.09
c	3	9	20.45	29.55
d	4	22	50.00	79.55
e	5	9	20.45	100.00
Total Valid		44	100.00	



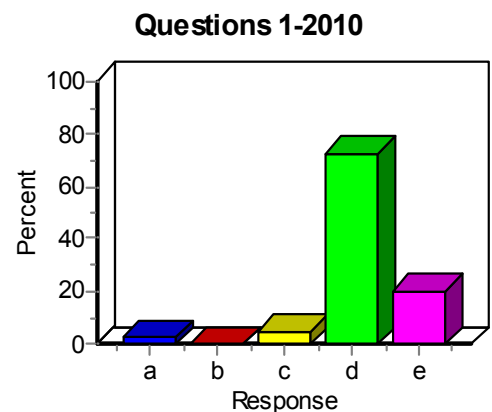
**Item Analysis: 9. Access to technology.**

Label	Value	Frequency	Valid Percent	Cumulative Valid Percent
a	1	1	2.27	2.27
b	2	1	2.27	4.55
c	3	5	11.36	15.91
d	4	23	52.27	68.18
e	5	14	31.82	100.00
Total Valid		44	100.00	



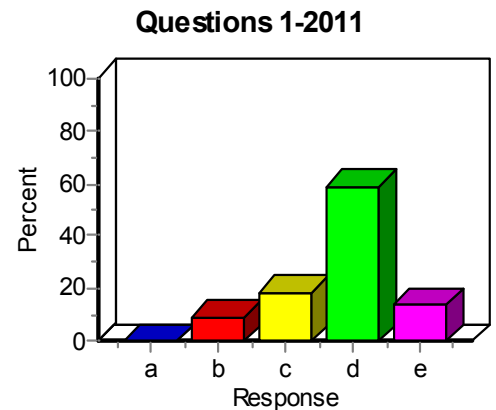
**Item Analysis: 10. Degree to which you were academically challenged.**

Label	Value	Frequency	Valid Percent	Cumulative Valid Percent
a	1	1	2.27	2.27
b	2	0	0.00	2.27
c	3	2	4.55	6.82
d	4	32	72.73	79.55
e	5	9	20.45	100.00
Total Valid		44	100.00	



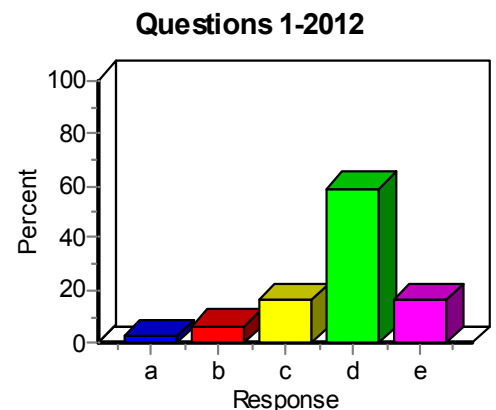
**Item Analysis: 11. Flexibility to select your classes.**

Label	Value	Frequency	Valid Percent	Cumulative Valid Percent
a	1	0	0.00	0.00
b	2	4	9.09	9.09
c	3	8	18.18	27.27
d	4	26	59.09	86.36
e	5	6	13.64	100.00
Total Valid		44	100.00	



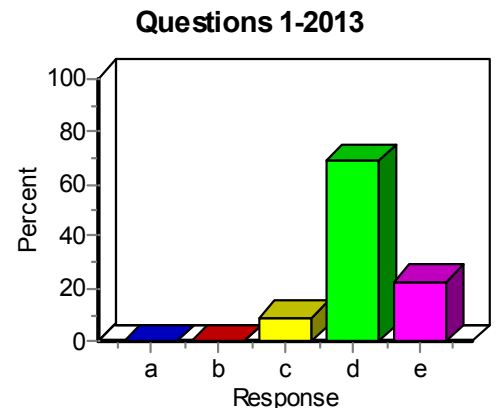
**Item Analysis: 12. Testing/Grading Procedures**

Label	Value	Frequency	Valid Percent	Cumulative Valid Percent
a	1	1	2.27	2.27
b	2	3	6.82	9.09
c	3	7	15.91	25.00
d	4	26	59.09	84.09
e	5	7	15.91	100.00
Total Valid		44	100.00	



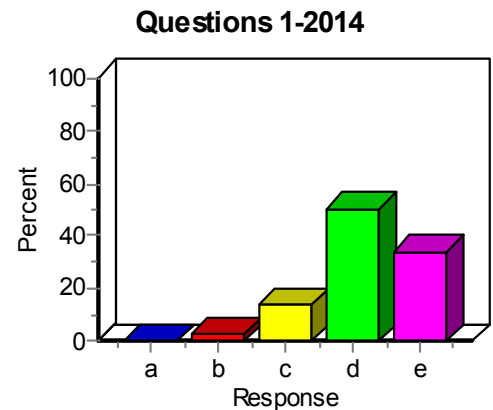
**Item Analysis: 13. Attitude of teachers.**

Label	Value	Frequency	Valid Percent	Cumulative Valid Percent
a	1	0	0.00	0.00
b	2	0	0.00	0.00
c	3	4	9.09	9.09
d	4	30	68.18	77.27
e	5	10	22.73	100.00
Total Valid		44	100.00	



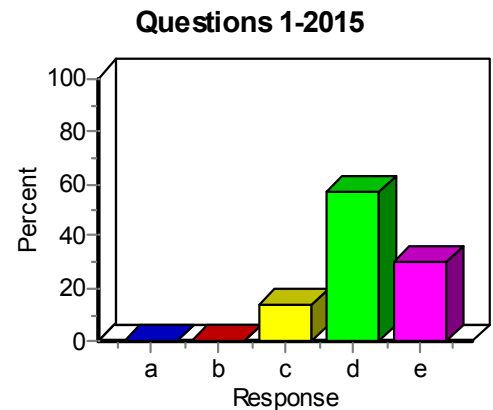
**Item Analysis: 14. Attitude of administrators toward students.**

Label	Value	Frequency	Valid Percent	Cumulative Valid Percent
a	1	0	0.00	0.00
b	2	1	2.27	2.27
c	3	6	13.64	15.91
d	4	22	50.00	65.91
e	5	15	34.09	100.00
Total Valid		44	100.00	



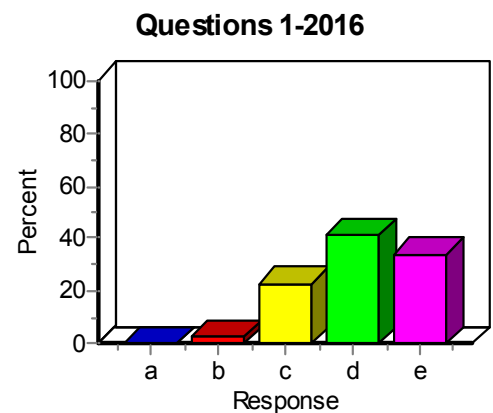
**Item Analysis: 15. Availability of teachers.**

Label	Value	Frequency	Valid Percent	Cumulative Valid Percent
a	1	0	0.00	0.00
b	2	0	0.00	0.00
c	3	6	13.64	13.64
d	4	25	56.82	70.45
e	5	13	29.55	100.00
Total Valid		44	100.00	



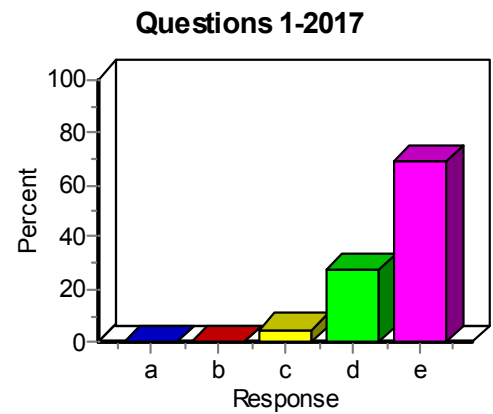
**Item Analysis: 16. Availability of administrators.**

Label	Value	Frequency	Valid Percent	Cumulative Valid Percent
a	1	0	0.00	0.00
b	2	1	2.27	2.27
c	3	10	22.73	25.00
d	4	18	40.91	65.91
e	5	15	34.09	100.00
Total Valid		44	100.00	



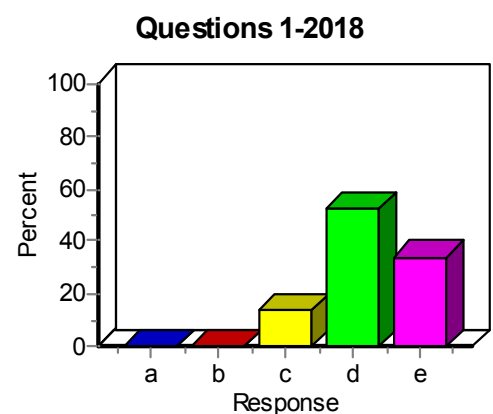
**Item Analysis: 17. Personal security/safety**

Label	Value	Frequency	Valid Percent	Cumulative Valid Percent
a	1	0	0.00	0.00
b	2	0	0.00	0.00
c	3	2	4.55	4.55
d	4	12	27.27	31.82
e	5	30	68.18	100.00
Total Valid		44	100.00	



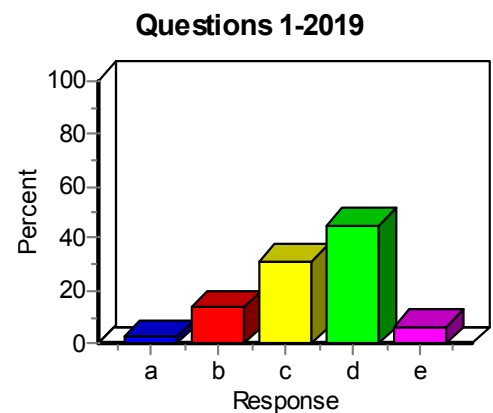
**Item Analysis: 18. Attitude of non-teaching staff toward students**

Label	Value	Frequency	Valid Percent	Cumulative Valid Percent
a	1	0	0.00	0.00
b	2	0	0.00	0.00
c	3	6	13.64	13.64
d	4	23	52.27	65.91
e	5	15	34.09	100.00
Total Valid		44	100.00	



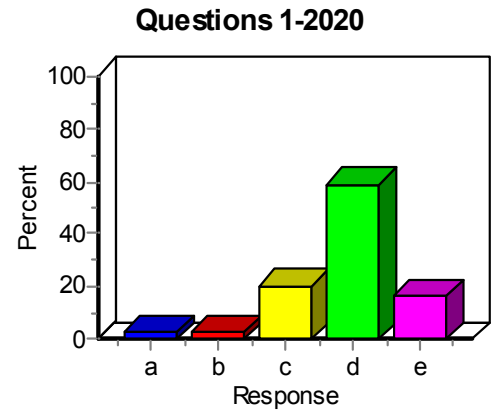
**Item Analysis: 19. Students' voice in decisions affecting them**

Label	Value	Frequency	Valid Percent	Cumulative Valid Percent
a	1	1	2.27	2.27
b	2	6	13.64	15.91
c	3	14	31.82	47.73
d	4	20	45.45	93.18
e	5	3	6.82	100.00
Total Valid		44	100.00	



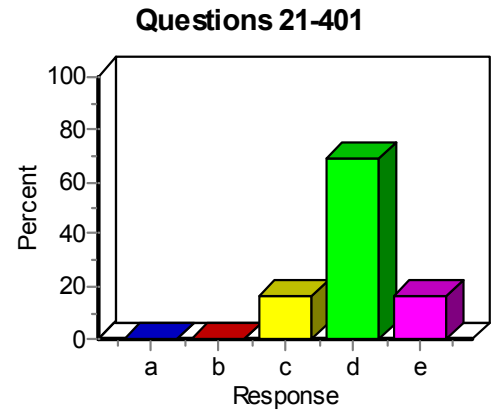
**Item Analysis: 20. Concern for you as an individual.**

Label	Value	Frequency	Valid Percent	Cumulative Valid Percent
a	1	1	2.27	2.27
b	2	1	2.27	4.55
c	3	9	20.45	25.00
d	4	26	59.09	84.09
e	5	7	15.91	100.00
Total Valid		44	100.00	



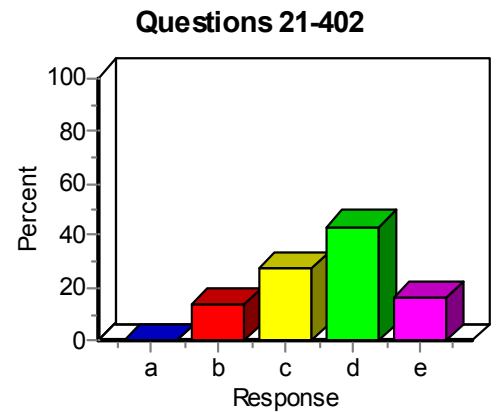
**Item Analysis: 21. School rules.**

Label	Value	Frequency	Valid Percent	Cumulative Valid Percent
a	1	0	0.00	0.00
b	2	0	0.00	0.00
c	3	7	15.91	15.91
d	4	30	68.18	84.09
e	5	7	15.91	100.00
Total Valid		44	100.00	



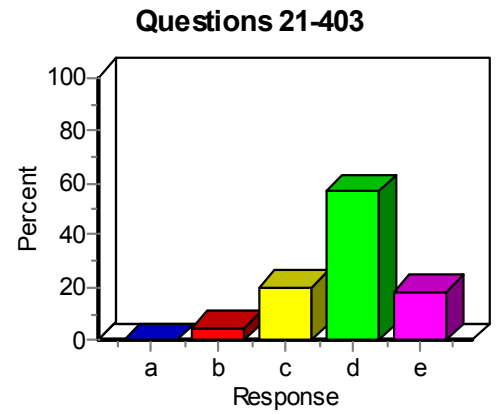
**Item Analysis: 22. Student Government.**

Label	Value	Frequency	Valid Percent	Cumulative Valid Percent
a	1	0	0.00	0.00
b	2	6	13.64	13.64
c	3	12	27.27	40.91
d	4	19	43.18	84.09
e	5	7	15.91	100.00
Total Valid		44	100.00	



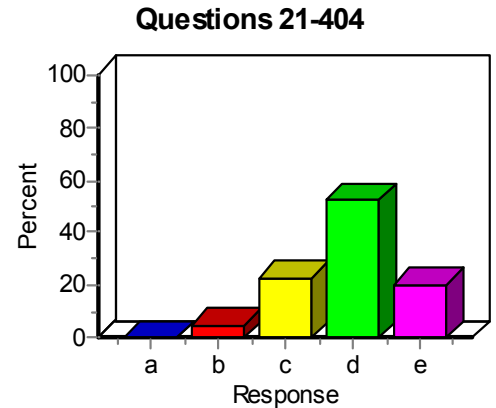
**Item Analysis: 23. Library.**

Label	Value	Frequency	Valid Percent	Cumulative Valid Percent
a	1	0	0.00	0.00
b	2	2	4.55	4.55
c	3	9	20.45	25.00
d	4	25	56.82	81.82
e	5	8	18.18	100.00
Total Valid		44	100.00	



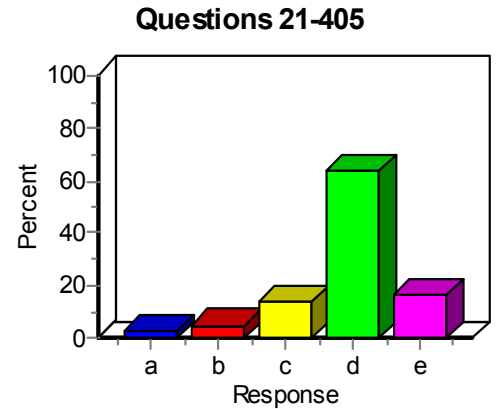
**Item Analysis: 24. PE/Sports Facilities**

Label	Value	Frequency	Valid Percent	Cumulative Valid Percent
a	1	0	0.00	0.00
b	2	2	4.55	4.55
c	3	10	22.73	27.27
d	4	23	52.27	79.55
e	5	9	20.45	100.00
Total Valid		44	100.00	



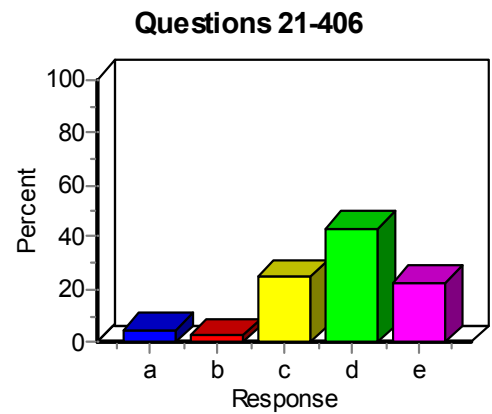
**Item Analysis: 25. Classroom Facilities**

Label	Value	Frequency	Valid Percent	Cumulative Valid Percent
a	1	1	2.27	2.27
b	2	2	4.55	6.82
c	3	6	13.64	20.45
d	4	28	63.64	84.09
e	5	7	15.91	100.00
Total Valid		44	100.00	



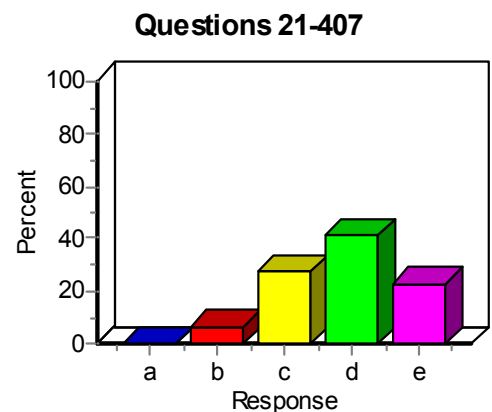
**Item Analysis: 26. Music/Art/Drama Facilities**

Label	Value	Frequency	Valid Percent	Cumulative Valid Percent
a	1	2	4.65	4.65
b	2	1	2.33	6.98
c	3	11	25.58	32.56
d	4	19	44.19	76.74
e	5	10	23.26	100.00
Total Valid		43	100.00	
Total Missing		-1		
Total		44		



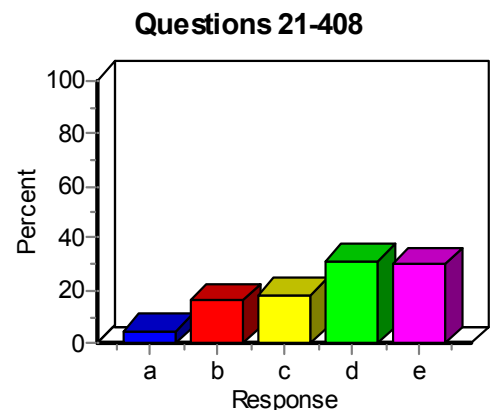
**Item Analysis: 27. Guidance Services**

Label	Value	Frequency	Valid Percent	Cumulative Valid Percent
a	1	0	0.00	0.00
b	2	3	6.98	6.98
c	3	12	27.91	34.88
d	4	18	41.86	76.74
e	5	10	23.26	100.00
Total Valid		43	100.00	
Total Missing		-1		
Total		44		



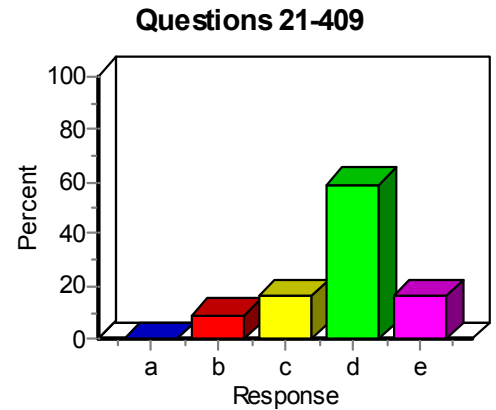
**Item Analysis: 28. College Admissions Services**

Label	Value	Frequency	Valid Percent	Cumulative Valid Percent
a	1	2	4.55	4.55
b	2	7	15.91	20.45
c	3	8	18.18	38.64
d	4	14	31.82	70.45
e	5	13	29.55	100.00
Total Valid		44	100.00	



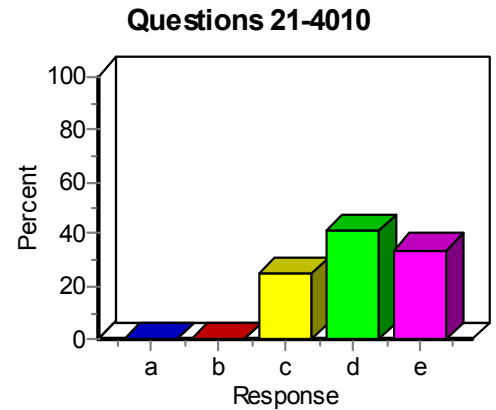
**Item Analysis: 29. Student clubs/organizations**

Label	Value	Frequency	Valid Percent	Cumulative Valid Percent
a	1	0	0.00	0.00
b	2	4	9.09	9.09
c	3	7	15.91	25.00
d	4	26	59.09	84.09
e	5	7	15.91	100.00
Total Valid		44	100.00	



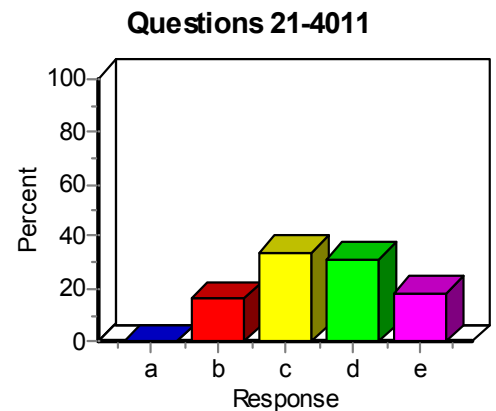
**Item Analysis: 30. Sports activities**

Label	Value	Frequency	Valid Percent	Cumulative Valid Percent
a	1	0	0.00	0.00
b	2	0	0.00	0.00
c	3	11	25.00	25.00
d	4	18	40.91	65.91
e	5	15	34.09	100.00
Total Valid		44	100.00	



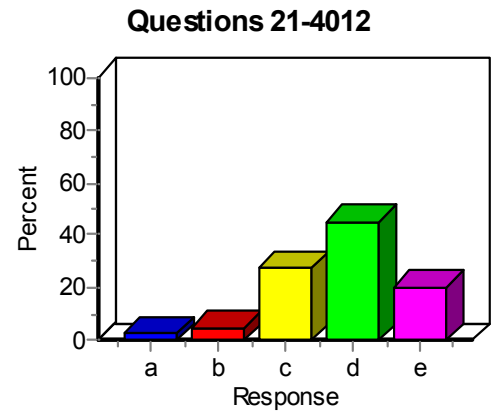
**Item Analysis: 31. School sponsored social activities**

Label	Value	Frequency	Valid Percent	Cumulative Valid Percent
a	1	0	0.00	0.00
b	2	7	15.91	15.91
c	3	15	34.09	50.00
d	4	14	31.82	81.82
e	5	8	18.18	100.00
Total Valid		44	100.00	



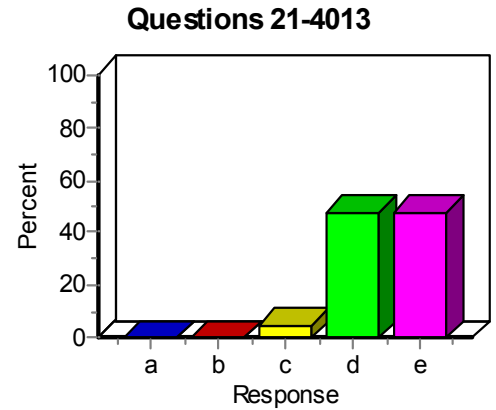
**Item Analysis: 32. Fine Arts activities**

Label	Value	Frequency	Valid Percent	Cumulative Valid Percent
a	1	1	2.27	2.27
b	2	2	4.55	6.82
c	3	12	27.27	34.09
d	4	20	45.45	79.55
e	5	9	20.45	100.00
Total Valid		44	100.00	



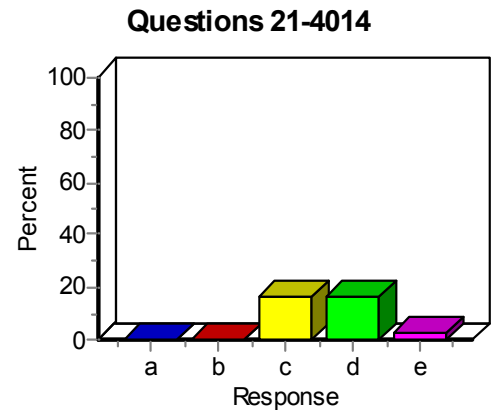
**Item Analysis: 33. MBHS in general**

Label	Value	Frequency	Valid Percent	Cumulative Valid Percent
a	1	0	0.00	0.00
b	2	0	0.00	0.00
c	3	2	4.55	4.55
d	4	21	47.73	52.27
e	5	21	47.73	100.00
Total Valid		44	100.00	



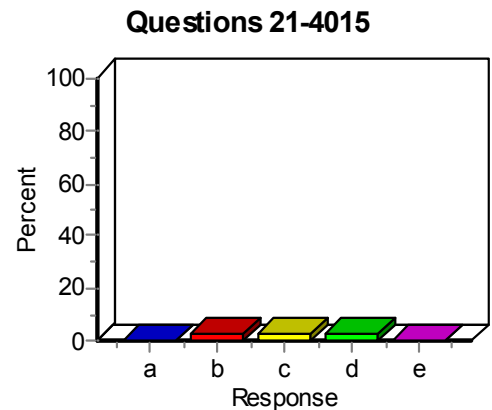
**Item Analysis: 34. Rate your Art courses if applicable.**

Label	Value	Frequency	Valid Percent	Cumulative Valid Percent
a	1	0	0.00	0.00
b	2	0	0.00	0.00
c	3	7	46.67	46.67
d	4	7	46.67	93.33
e	5	1	6.67	100.00
Total Valid		15	100.00	
Total Missing		-1		
Total		44		



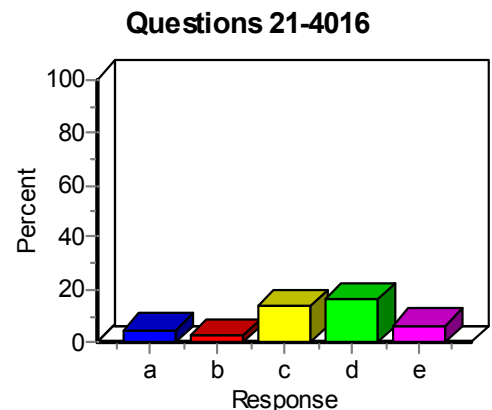
**Item Analysis: 35. Rate your Band courses if applicable.**

Label	Value	Frequency	Valid Percent	Cumulative Valid Percent
a	1	0	0.00	0.00
b	2	1	33.33	33.33
c	3	1	33.33	66.67
d	4	1	33.33	100.00
e	5	0	0.00	100.00
Total Valid		3	100.00	
Total Missing		-1		41
Total		44		



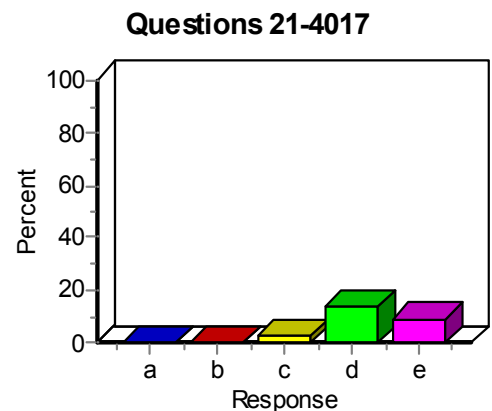
**Item Analysis: 36. Rate Business/Vocational courses if applicable.**

Label	Value	Frequency	Valid Percent	Cumulative Valid Percent
a	1	2	10.53	10.53
b	2	1	5.26	15.79
c	3	6	31.58	47.37
d	4	7	36.84	84.21
e	5	3	15.79	100.00
Total Valid		19	100.00	
Total Missing		-1		25
Total		44		



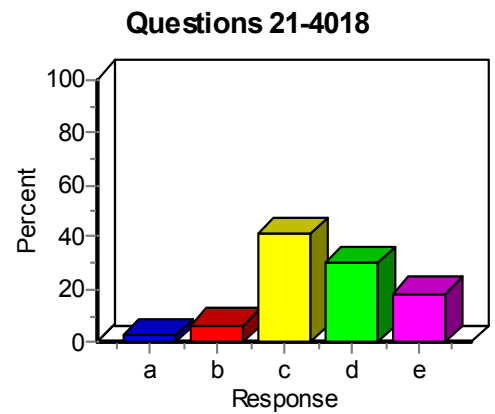
**Item Analysis: 37. Rate Choral Music courses if applicable.**

Label	Value	Frequency	Valid Percent	Cumulative Valid Percent
a	1	0	0.00	0.00
b	2	0	0.00	0.00
c	3	1	9.09	9.09
d	4	6	54.55	63.64
e	5	4	36.36	100.00
Total Valid		11	100.00	
Total Missing		-1		33
Total		44		



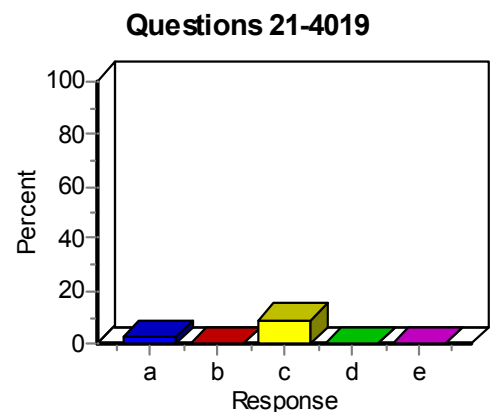
**Item Analysis: 38. Rate your English courses.**

Label	Value	Frequency	Valid Percent	Cumulative Valid Percent
a	1	1	2.33	2.33
b	2	3	6.98	9.30
c	3	18	41.86	51.16
d	4	13	30.23	81.40
e	5	8	18.60	100.00
Total Valid		43	100.00	
Total Missing		-1		
Total		44		



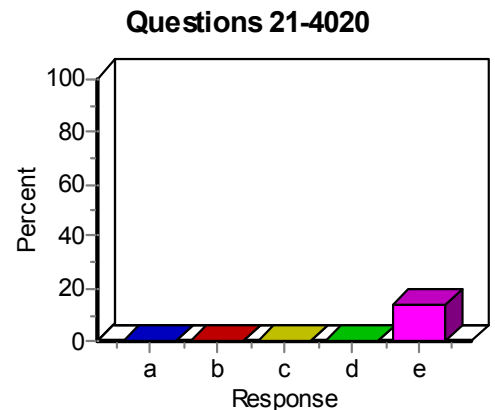
**Item Analysis: 39. Rate your French courses.**

Label	Value	Frequency	Valid Percent	Cumulative Valid Percent
a	1	1	20.00	20.00
b	2	0	0.00	20.00
c	3	4	80.00	100.00
d	4	0	0.00	100.00
e	5	0	0.00	100.00
Total Valid		5	100.00	
Total Missing		-1		
Total		44		



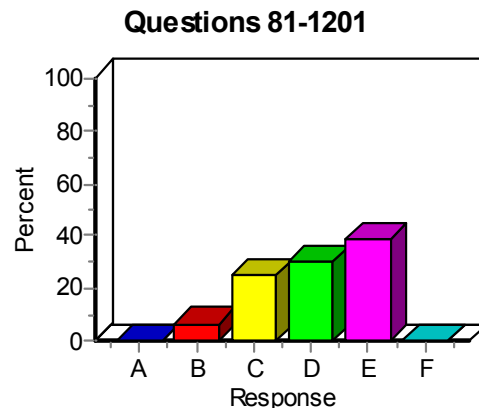
**Item Analysis: 40. Rate your Latin courses.**

Label	Value	Frequency	Valid Percent	Cumulative Valid Percent
a	1	0	0.00	0.00
b	2	0	0.00	0.00
c	3	0	0.00	0.00
d	4	0	0.00	0.00
e	5	6	100.00	100.00
Total Valid		6	100.00	
Total Missing		-1		
Total		44		



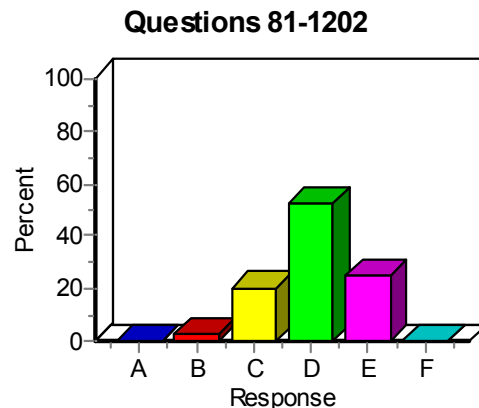
**Item Analysis: 41. Rate your Math courses if applicable.**

Label	Value	Frequency	Valid Percent	Cumulative Valid Percent
A	1	0	0.00	0.00
B	2	3	6.82	6.82
C	3	11	25.00	31.82
D	4	13	29.55	61.36
E	5	17	38.64	100.00
F	6	0	0.00	100.00
Total Valid		44	100.00	



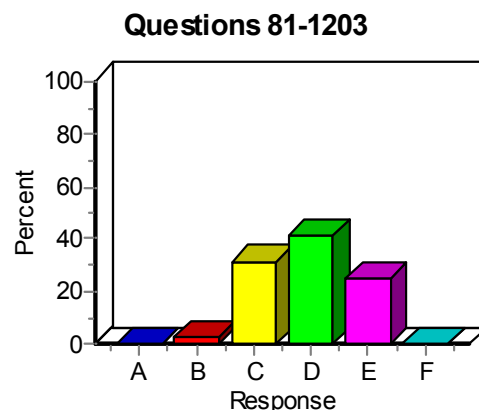
**Item Analysis: 42. Rate your Science courses.**

Label	Value	Frequency	Valid Percent	Cumulative Valid Percent
A	1	0	0.00	0.00
B	2	1	2.27	2.27
C	3	9	20.45	22.73
D	4	23	52.27	75.00
E	5	11	25.00	100.00
F	6	0	0.00	100.00
Total Valid		44	100.00	



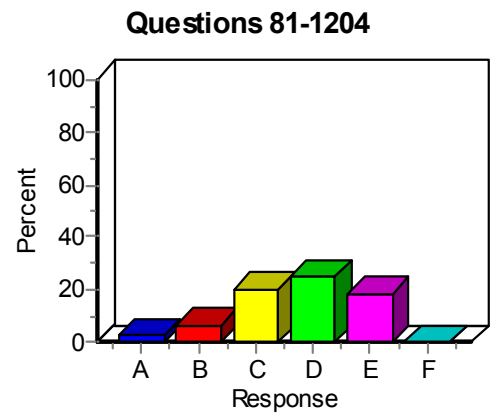
**Item Analysis: 43. Rate your Social Studies courses.**

Label	Value	Frequency	Valid Percent	Cumulative Valid Percent
A	1	0	0.00	0.00
B	2	1	2.27	2.27
C	3	14	31.82	34.09
D	4	18	40.91	75.00
E	5	11	25.00	100.00
F	6	0	0.00	100.00
Total Valid		44	100.00	



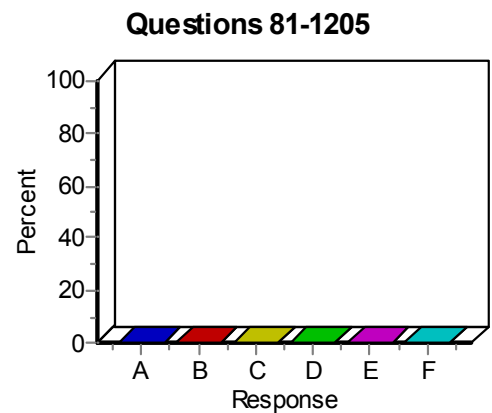
**Item Analysis: 44. Rate your Spanish courses.**

Label	Value	Frequency	Valid Percent	Cumulative Valid Percent
A	1	1	3.13	3.13
B	2	3	9.38	12.50
C	3	9	28.13	40.63
D	4	11	34.38	75.00
E	5	8	25.00	100.00
F	6	0	0.00	100.00
Total Valid		32	100.00	
Total Missing		-1		
Total		44		



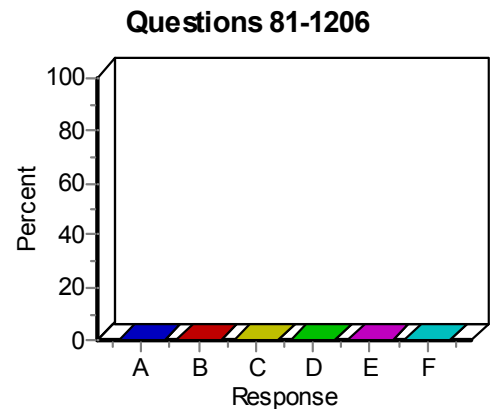
**Item Analysis: 45. Rate your Spanish courses if applicable.**

Label	Value	Frequency	Valid Percent	Cumulative Valid Percent
A	1	0	0.00	0.00
B	2	0	0.00	0.00
C	3	0	0.00	0.00
D	4	0	0.00	0.00
E	5	0	0.00	0.00
F	6	0	0.00	0.00
Total Valid		0	100.00	
Total Missing		-1		
Total		44		



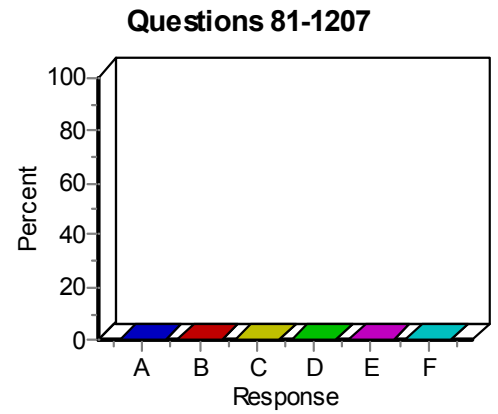
**Item Analysis: Questions 81-1206**

Label	Value	Frequency	Valid Percent	Cumulative Valid Percent
A	1	0	0.00	0.00
B	2	0	0.00	0.00
C	3	0	0.00	0.00
D	4	0	0.00	0.00
E	5	0	0.00	0.00
F	6	0	0.00	0.00
Total Valid		0	100.00	
Total Missing		-1		
Total		44		



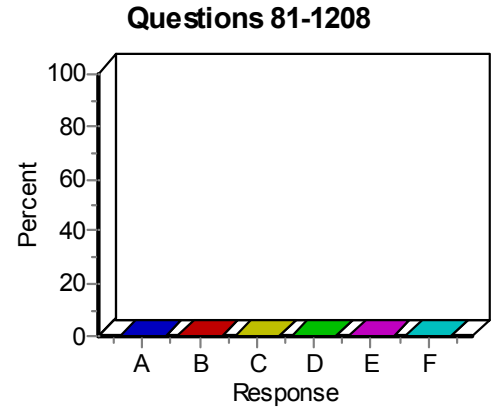
**Item Analysis: Questions 81-1207**

Label	Value	Frequency	Valid Percent	Cumulative Valid Percent
A	1	0	0.00	0.00
B	2	0	0.00	0.00
C	3	0	0.00	0.00
D	4	0	0.00	0.00
E	5	0	0.00	0.00
F	6	0	0.00	0.00
Total Valid		0	100.00	
Total Missing		-1		
Total		44		



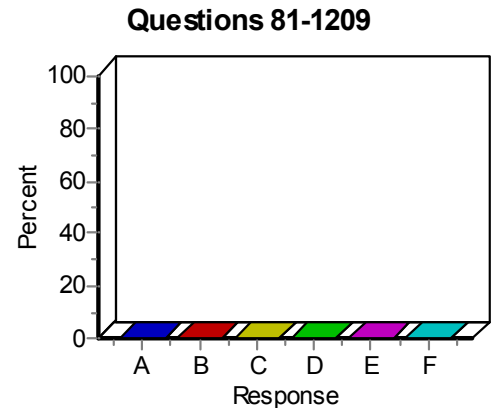
**Item Analysis: Questions 81-1208**

Label	Value	Frequency	Valid Percent	Cumulative Valid Percent
A	1	0	0.00	0.00
B	2	0	0.00	0.00
C	3	0	0.00	0.00
D	4	0	0.00	0.00
E	5	0	0.00	0.00
F	6	0	0.00	0.00
Total Valid		0	100.00	
Total Missing		-1		
Total		44		



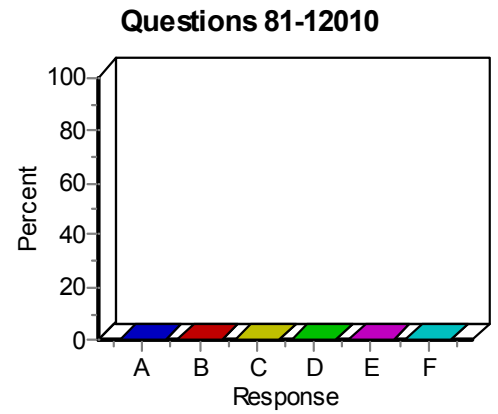
**Item Analysis: Questions 81-1209**

Label	Value	Frequency	Valid Percent	Cumulative Valid Percent
A	1	0	0.00	0.00
B	2	0	0.00	0.00
C	3	0	0.00	0.00
D	4	0	0.00	0.00
E	5	0	0.00	0.00
F	6	0	0.00	0.00
Total Valid		0	100.00	
Total Missing		-1		
Total		44		



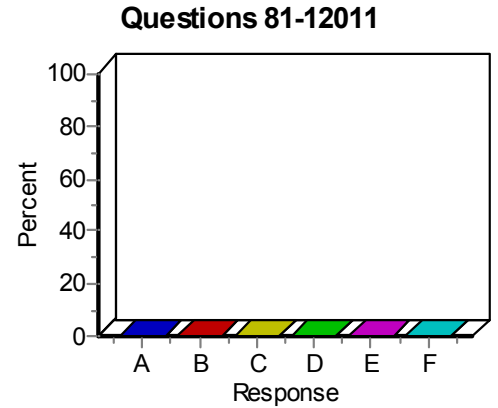
**Item Analysis: Questions 81-12010**

Label	Value	Frequency	Valid Percent	Cumulative Valid Percent
A	1	0	0.00	0.00
B	2	0	0.00	0.00
C	3	0	0.00	0.00
D	4	0	0.00	0.00
E	5	0	0.00	0.00
F	6	0	0.00	0.00
Total Valid		0	100.00	
Total Missing		-1		
Total		44		



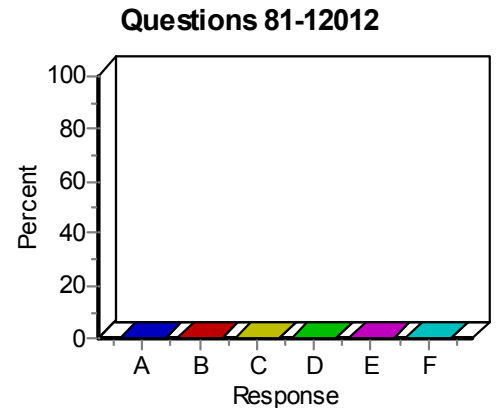
**Item Analysis: Questions 81-12011**

Label	Value	Frequency	Valid Percent	Cumulative Valid Percent
A	1	0	0.00	0.00
B	2	0	0.00	0.00
C	3	0	0.00	0.00
D	4	0	0.00	0.00
E	5	0	0.00	0.00
F	6	0	0.00	0.00
Total Valid		0	100.00	
Total Missing		-1		
Total		44		



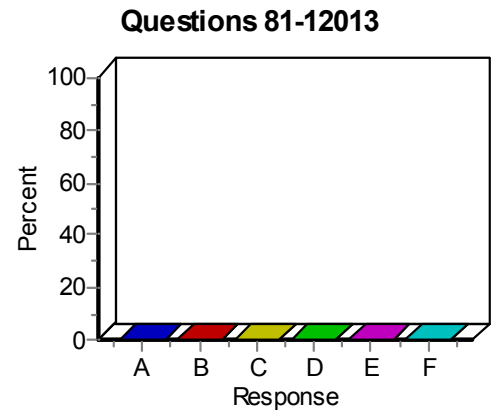
**Item Analysis: Questions 81-12012**

Label	Value	Frequency	Valid Percent	Cumulative Valid Percent
A	1	0	0.00	0.00
B	2	0	0.00	0.00
C	3	0	0.00	0.00
D	4	0	0.00	0.00
E	5	0	0.00	0.00
F	6	0	0.00	0.00
Total Valid		0	100.00	
Total Missing		-1		
Total		44		



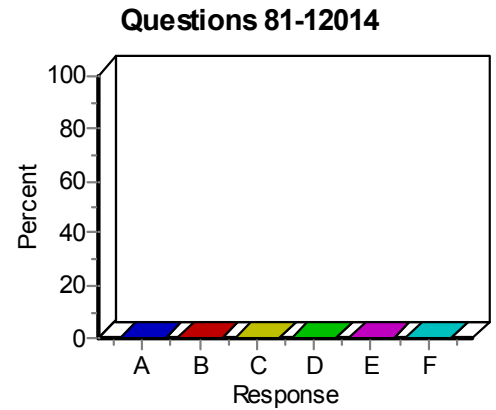
**Item Analysis: Questions 81-12013**

Label	Value	Frequency	Valid Percent	Cumulative Valid Percent
A	1	0	0.00	0.00
B	2	0	0.00	0.00
C	3	0	0.00	0.00
D	4	0	0.00	0.00
E	5	0	0.00	0.00
F	6	0	0.00	0.00
Total Valid		0	100.00	
Total Missing		-1		
Total		44		



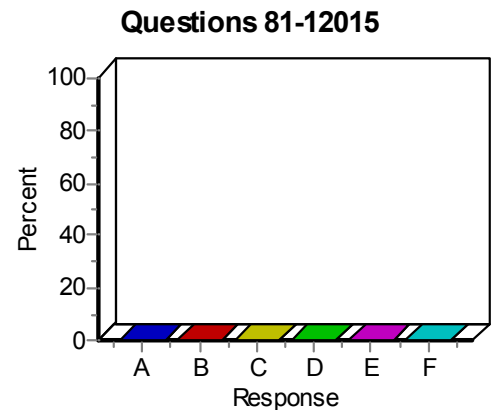
**Item Analysis: Questions 81-12014**

Label	Value	Frequency	Valid Percent	Cumulative Valid Percent
A	1	0	0.00	0.00
B	2	0	0.00	0.00
C	3	0	0.00	0.00
D	4	0	0.00	0.00
E	5	0	0.00	0.00
F	6	0	0.00	0.00
Total Valid		0	100.00	
Total Missing		-1		
Total		44		



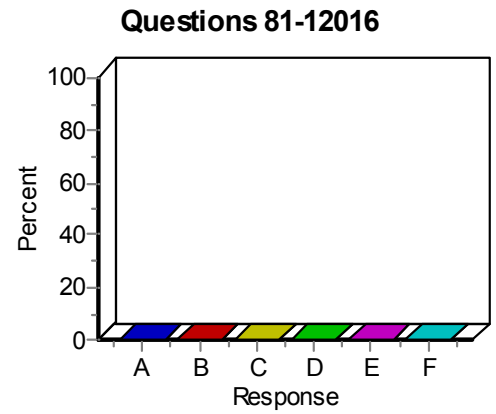
**Item Analysis: Questions 81-12015**

Label	Value	Frequency	Valid Percent	Cumulative Valid Percent
A	1	0	0.00	0.00
B	2	0	0.00	0.00
C	3	0	0.00	0.00
D	4	0	0.00	0.00
E	5	0	0.00	0.00
F	6	0	0.00	0.00
Total Valid		0	100.00	
Total Missing		-1		
Total		44		



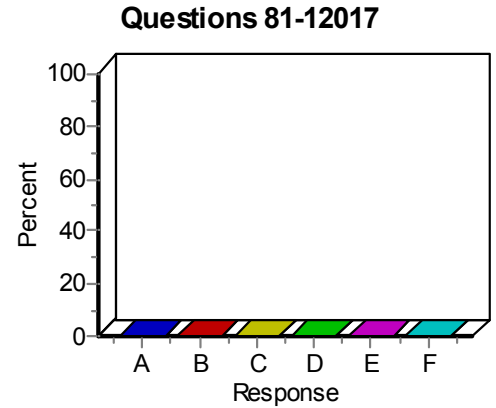
**Item Analysis: Questions 81-12016**

Label	Value	Frequency	Valid Percent	Cumulative Valid Percent
A	1	0	0.00	0.00
B	2	0	0.00	0.00
C	3	0	0.00	0.00
D	4	0	0.00	0.00
E	5	0	0.00	0.00
F	6	0	0.00	0.00
Total Valid		0	100.00	
Total Missing		-1		44
Total		44		



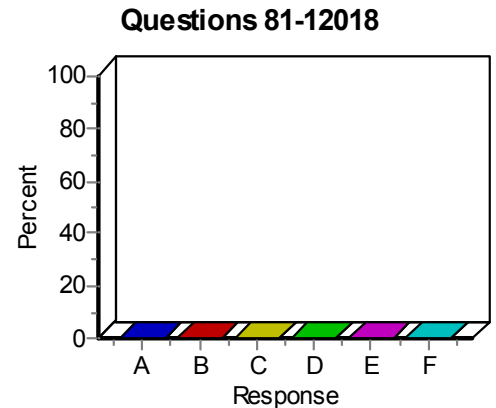
**Item Analysis: Questions 81-12017**

Label	Value	Frequency	Valid Percent	Cumulative Valid Percent
A	1	0	0.00	0.00
B	2	0	0.00	0.00
C	3	0	0.00	0.00
D	4	0	0.00	0.00
E	5	0	0.00	0.00
F	6	0	0.00	0.00
Total Valid		0	100.00	
Total Missing		-1		44
Total		44		



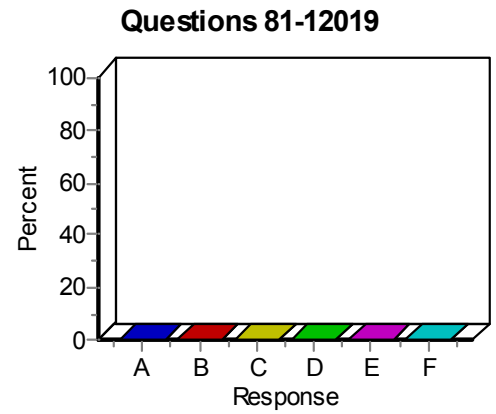
**Item Analysis: Questions 81-12018**

Label	Value	Frequency	Valid Percent	Cumulative Valid Percent
A	1	0	0.00	0.00
B	2	0	0.00	0.00
C	3	0	0.00	0.00
D	4	0	0.00	0.00
E	5	0	0.00	0.00
F	6	0	0.00	0.00
Total Valid		0	100.00	
Total Missing		-1		44
Total		44		



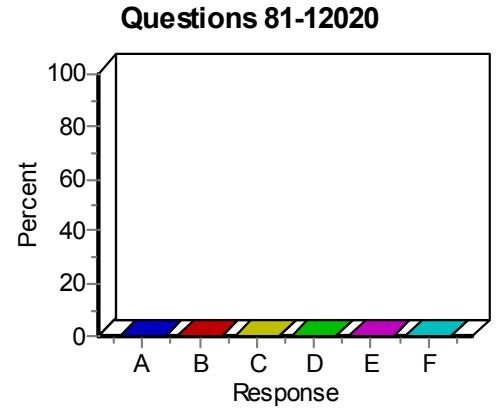
**Item Analysis: Questions 81-12019**

Label	Value	Frequency	Valid Percent	Cumulative Valid Percent
A	1	0	0.00	0.00
B	2	0	0.00	0.00
C	3	0	0.00	0.00
D	4	0	0.00	0.00
E	5	0	0.00	0.00
F	6	0	0.00	0.00
Total Valid		0	100.00	
Total Missing		-1		
Total		44		



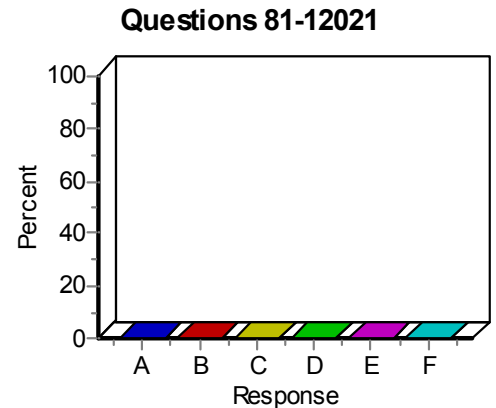
**Item Analysis: Questions 81-12020**

Label	Value	Frequency	Valid Percent	Cumulative Valid Percent
A	1	0	0.00	0.00
B	2	0	0.00	0.00
C	3	0	0.00	0.00
D	4	0	0.00	0.00
E	5	0	0.00	0.00
F	6	0	0.00	0.00
Total Valid		0	100.00	
Total Missing		-1		
Total		44		



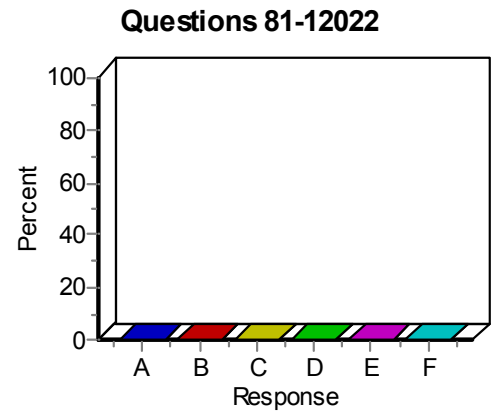
**Item Analysis: Questions 81-12021**

Label	Value	Frequency	Valid Percent	Cumulative Valid Percent
A	1	0	0.00	0.00
B	2	0	0.00	0.00
C	3	0	0.00	0.00
D	4	0	0.00	0.00
E	5	0	0.00	0.00
F	6	0	0.00	0.00
Total Valid		0	100.00	
Total Missing		-1		
Total		44		



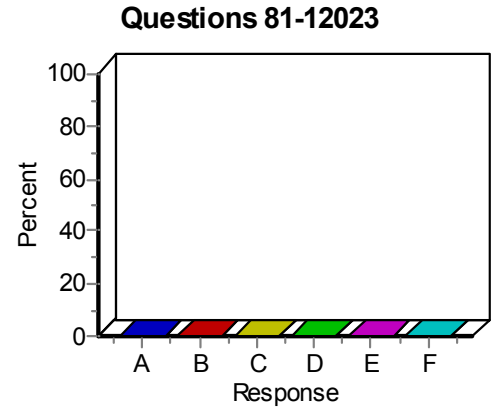
**Item Analysis: Questions 81-12022**

Label	Value	Frequency	Valid Percent	Cumulative Valid Percent
A	1	0	0.00	0.00
B	2	0	0.00	0.00
C	3	0	0.00	0.00
D	4	0	0.00	0.00
E	5	0	0.00	0.00
F	6	0	0.00	0.00
Total Valid		0	100.00	
Total Missing		-1		
Total		44		



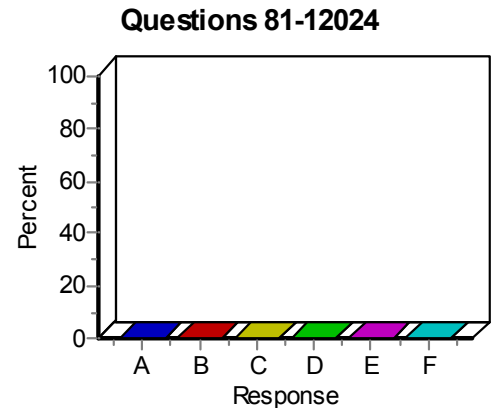
**Item Analysis: Questions 81-12023**

Label	Value	Frequency	Valid Percent	Cumulative Valid Percent
A	1	0	0.00	0.00
B	2	0	0.00	0.00
C	3	0	0.00	0.00
D	4	0	0.00	0.00
E	5	0	0.00	0.00
F	6	0	0.00	0.00
Total Valid		0	100.00	
Total Missing		-1		
Total		44		



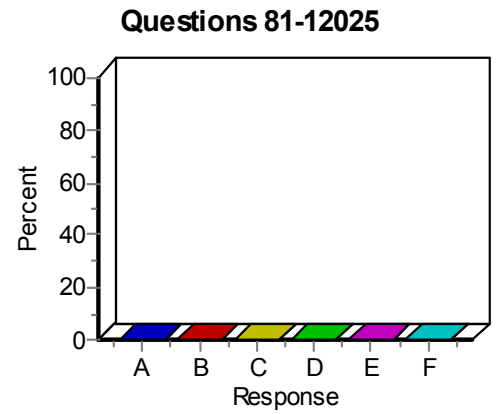
**Item Analysis: Questions 81-12024**

Label	Value	Frequency	Valid Percent	Cumulative Valid Percent
A	1	0	0.00	0.00
B	2	0	0.00	0.00
C	3	0	0.00	0.00
D	4	0	0.00	0.00
E	5	0	0.00	0.00
F	6	0	0.00	0.00
Total Valid		0	100.00	
Total Missing		-1		
Total		44		



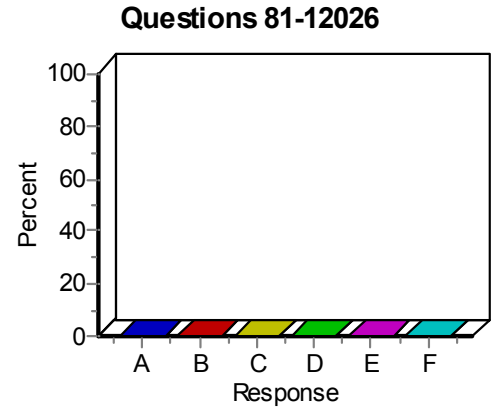
**Item Analysis: Questions 81-12025**

Label	Value	Frequency	Valid Percent	Cumulative Valid Percent
A	1	0	0.00	0.00
B	2	0	0.00	0.00
C	3	0	0.00	0.00
D	4	0	0.00	0.00
E	5	0	0.00	0.00
F	6	0	0.00	0.00
Total Valid		0	100.00	
Total Missing		-1		
Total		44		



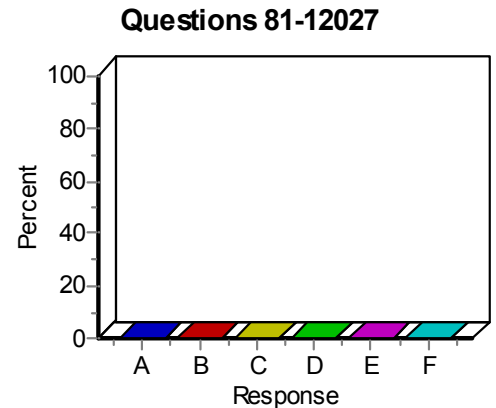
**Item Analysis: Questions 81-12026**

Label	Value	Frequency	Valid Percent	Cumulative Valid Percent
A	1	0	0.00	0.00
B	2	0	0.00	0.00
C	3	0	0.00	0.00
D	4	0	0.00	0.00
E	5	0	0.00	0.00
F	6	0	0.00	0.00
Total Valid		0	100.00	
Total Missing		-1		
Total		44		



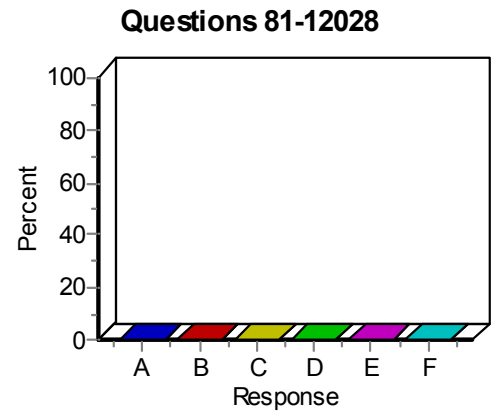
**Item Analysis: Questions 81-12027**

Label	Value	Frequency	Valid Percent	Cumulative Valid Percent
A	1	0	0.00	0.00
B	2	0	0.00	0.00
C	3	0	0.00	0.00
D	4	0	0.00	0.00
E	5	0	0.00	0.00
F	6	0	0.00	0.00
Total Valid		0	100.00	
Total Missing		-1		
Total		44		



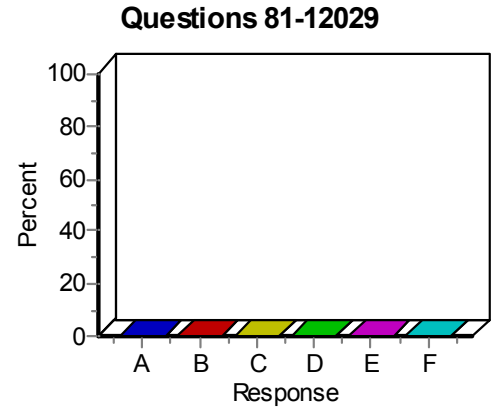
**Item Analysis: Questions 81-12028**

Label	Value	Frequency	Valid Percent	Cumulative Valid Percent
A	1	0	0.00	0.00
B	2	0	0.00	0.00
C	3	0	0.00	0.00
D	4	0	0.00	0.00
E	5	0	0.00	0.00
F	6	0	0.00	0.00
Total Valid		0	100.00	
Total Missing		-1		
Total		44		



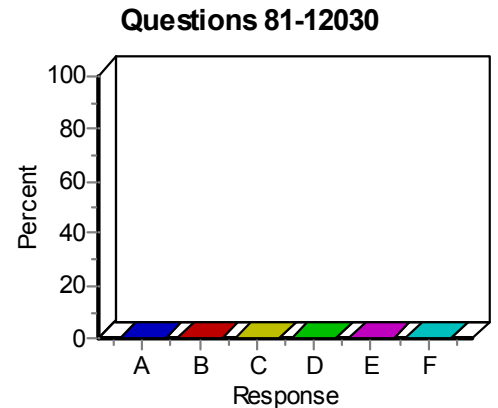
**Item Analysis: Questions 81-12029**

Label	Value	Frequency	Valid Percent	Cumulative Valid Percent
A	1	0	0.00	0.00
B	2	0	0.00	0.00
C	3	0	0.00	0.00
D	4	0	0.00	0.00
E	5	0	0.00	0.00
F	6	0	0.00	0.00
Total Valid		0	100.00	
Total Missing		-1		
Total		44		



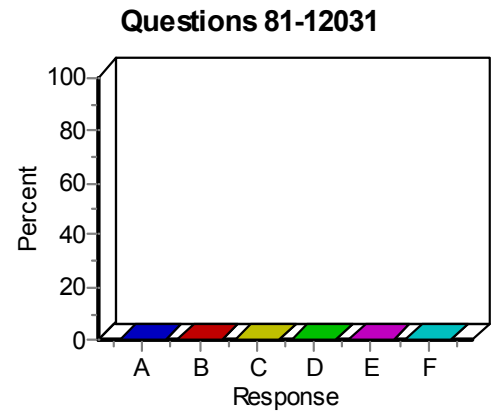
**Item Analysis: Questions 81-12030**

Label	Value	Frequency	Valid Percent	Cumulative Valid Percent
A	1	0	0.00	0.00
B	2	0	0.00	0.00
C	3	0	0.00	0.00
D	4	0	0.00	0.00
E	5	0	0.00	0.00
F	6	0	0.00	0.00
Total Valid		0	100.00	
Total Missing		-1		
Total		44		



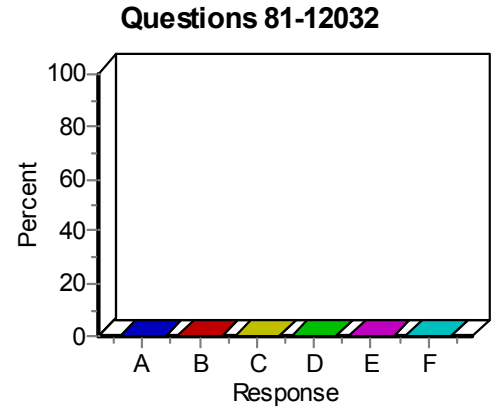
**Item Analysis: Questions 81-12031**

Label	Value	Frequency	Valid Percent	Cumulative Valid Percent
A	1	0	0.00	0.00
B	2	0	0.00	0.00
C	3	0	0.00	0.00
D	4	0	0.00	0.00
E	5	0	0.00	0.00
F	6	0	0.00	0.00
Total Valid		0	100.00	
Total Missing		-1		
Total		44		



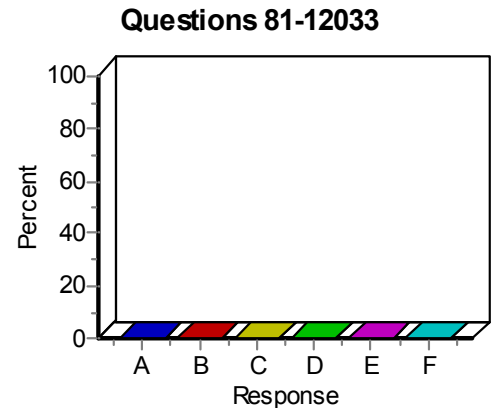
**Item Analysis: Questions 81-12032**

Label	Value	Frequency	Valid Percent	Cumulative Valid Percent
A	1	0	0.00	0.00
B	2	0	0.00	0.00
C	3	0	0.00	0.00
D	4	0	0.00	0.00
E	5	0	0.00	0.00
F	6	0	0.00	0.00
Total Valid		0	100.00	
Total Missing		-1		
Total		44		



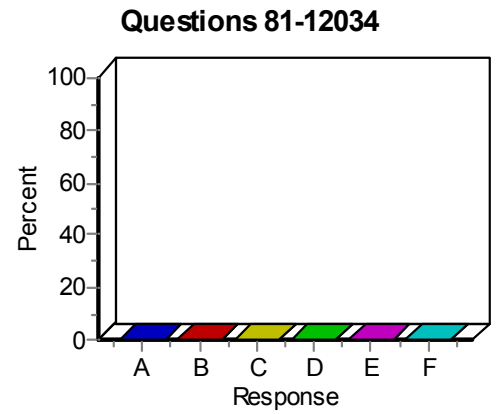
**Item Analysis: Questions 81-12033**

Label	Value	Frequency	Valid Percent	Cumulative Valid Percent
A	1	0	0.00	0.00
B	2	0	0.00	0.00
C	3	0	0.00	0.00
D	4	0	0.00	0.00
E	5	0	0.00	0.00
F	6	0	0.00	0.00
Total Valid		0	100.00	
Total Missing		-1		
Total		44		



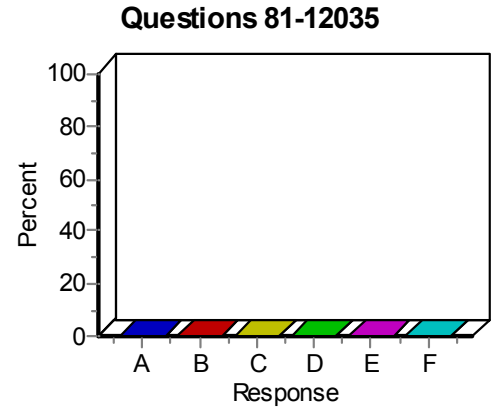
**Item Analysis: Questions 81-12034**

Label	Value	Frequency	Valid Percent	Cumulative Valid Percent
A	1	0	0.00	0.00
B	2	0	0.00	0.00
C	3	0	0.00	0.00
D	4	0	0.00	0.00
E	5	0	0.00	0.00
F	6	0	0.00	0.00
Total Valid		0	100.00	
Total Missing		-1		44
Total		44		



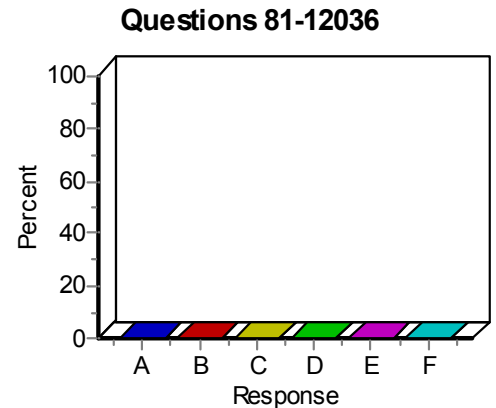
**Item Analysis: Questions 81-12035**

Label	Value	Frequency	Valid Percent	Cumulative Valid Percent
A	1	0	0.00	0.00
B	2	0	0.00	0.00
C	3	0	0.00	0.00
D	4	0	0.00	0.00
E	5	0	0.00	0.00
F	6	0	0.00	0.00
Total Valid		0	100.00	
Total Missing		-1		44
Total		44		



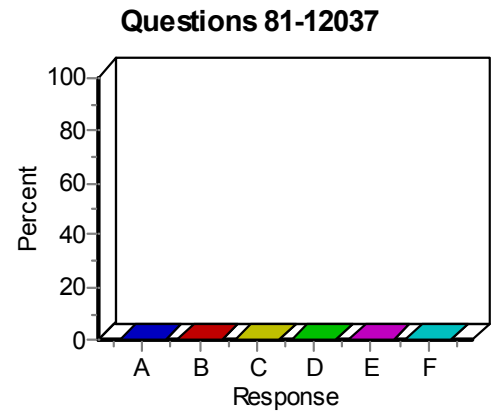
**Item Analysis: Questions 81-12036**

Label	Value	Frequency	Valid Percent	Cumulative Valid Percent
A	1	0	0.00	0.00
B	2	0	0.00	0.00
C	3	0	0.00	0.00
D	4	0	0.00	0.00
E	5	0	0.00	0.00
F	6	0	0.00	0.00
Total Valid		0	100.00	
Total Missing		-1		44
Total		44		



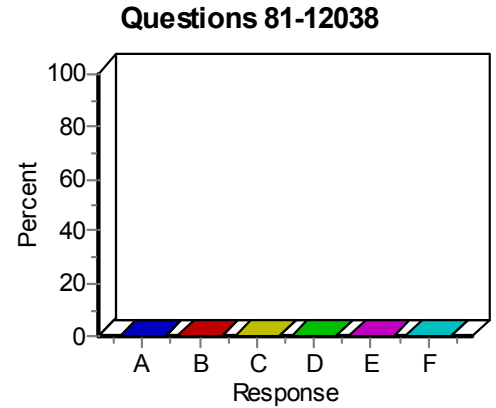
**Item Analysis: Questions 81-12037**

Label	Value	Frequency	Valid Percent	Cumulative Valid Percent
A	1	0	0.00	0.00
B	2	0	0.00	0.00
C	3	0	0.00	0.00
D	4	0	0.00	0.00
E	5	0	0.00	0.00
F	6	0	0.00	0.00
Total Valid		0	100.00	
Total Missing		-1		
Total		44		



**Item Analysis: Questions 81-12038**

Label	Value	Frequency	Valid Percent	Cumulative Valid Percent
A	1	0	0.00	0.00
B	2	0	0.00	0.00
C	3	0	0.00	0.00
D	4	0	0.00	0.00
E	5	0	0.00	0.00
F	6	0	0.00	0.00
Total Valid		0	100.00	
Total Missing		-1		
Total		44		



**Item Analysis: Questions 81-12039**

Label	Value	Frequency	Valid Percent	Cumulative Valid Percent
A	1	0	0.00	0.00
B	2	0	0.00	0.00
C	3	0	0.00	0.00
D	4	0	0.00	0.00
E	5	0	0.00	0.00
F	6	0	0.00	0.00
Total Valid		0	100.00	
Total Missing		-1		
Total		44		

