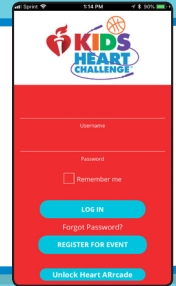


## Kids Heart Challenge Heart Mobile App

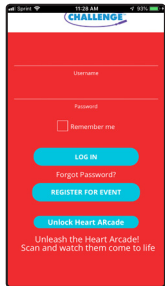
Check your goals, see what gifts you've earned, email donors, play games, and watch the Heart Heroes come to life, all with this handy mobile app.

### 1 Download the app.

With your parents' permission, search "**Kids Heart Challenge**" in your app store. Then use your username and password to log in. (No username and password? Click either "**Forgot Password?**" or "**Register for Event**" if you haven't set a username and password yet.)



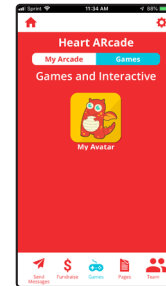
### 2 Get to know the Heart Heroes.



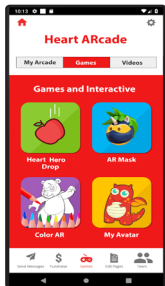
Scan your Heart Hero from the main screen. No need to log in!



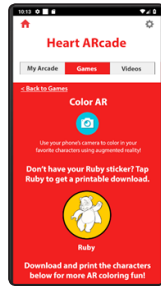
What else can you scan? Try your sticker, envelope, tattoo, wristband, keychain, t-shirt, or plush. Your Heart Heroes will dance, jump and play.



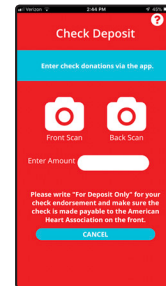
Create your own avatar.



Play games in our Heart Arcade.



Check out the interactive coloring sheets for more Heart Hero action.



And remember, this year you can use the app to take a picture of your donors' checks. They'll deposit automatically!

### 3 Explore all you can do.

The icons at the bottom of the screen will guide you to lots of options for raising funds and communicating with donors.



Show your fundraising progress.



Choose messages to send to your supporters via email, social media, or text message. (Always get your parents' permission before using any social media.)



With your parents' permission, schedule posts with updates on your fundraising totals.



Send an ecard to share the news about the Kids Heart Challenge.



Keep track of funds you've raised.



Edit your personal fundraising page and then share the page, upload an image, or view the page.

**The more you communicate with your donors, the quicker you'll reach your goal and spread heart happiness. Good luck!**